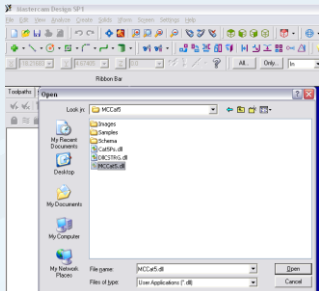


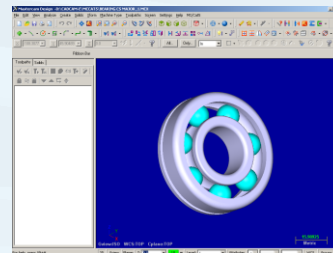
Data Translation from CATIA to Mastercam has never been simpler...

MC/Cat5 is a direct CAD Interoperability solution that is robust, reliable, easy to use and optimizes the engineering design needs between CATIA V5 / CATIA V4 and Mastercam.

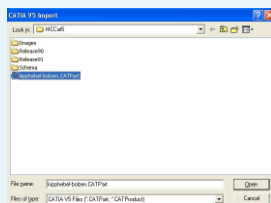
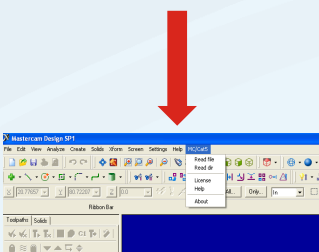
1. Load Mastercam, press Alt+C to load C-Hooks MC/Cat5



CATIA TO Mastercam



Begin working with Mastercam part



2. Click 'Load' from menu and select input CATIA V5 or CATIA V4 file



3. Click 'Options' from menu, specify translation options and hit 'OK' to translate.

- Same "look and feel" as other Mastercam plug-ins.
- Direct data translation between CATIA V5 and Mastercam without any intermediate or neutral data format. Minimum loss of legacy data and faster translation.
- Does NOT require CATIA V4/V5 License.
- CATIA V5 Release 6 to 20 part (*.CATPart) and assembly (*.CATProduct) files and CATIA V4 (*.model and .exp) files are supported
- Supports Mastercam X MR1 to X4 MU3 databases.
- Translates CATIA V4 models(.model) inserted as component in CATIA V5 assemblies(.CATProduct)
- Supports translation of Layers
- Translates CATIA body and face colors into Mastercam
- Imports CATIA V5 Functional Tolerancing and Annotation (FTA) information to Mastercam
- Batch Translation for convenient handling of bulk data
- Supports import of CATIA file into currently opened Mastercam document
- Translation options can be saved and used for subsequent translations
- Internationalized of messages to display translation progress.
- Report files in HTML and Text format.
- Runs on Windows XP / Vista / Windows 7 platform.